

.....
Date May 24, 2010

APPROVING AND AUTHORIZING THE SUBMISSION OF A GRANT AMENDMENT TO THE IOWA DEPARTMENT OF ECONOMIC DEVELOPMENT (IDED) COMMUNITY DEVELOPMENT BLOCK GRANT (CDBG) CONTRACT 08-DRI-205 FOR THREE ADDITIONAL EMERGENCY STORM WATER GENERATORS.

WHEREAS, the Iowa Department of Economic Development (IDED) has received U.S. federal funds under the Consolidated Security, Disaster Assistance, and Continuing Appropriations Act of 2009, (P.L. 110-329); and

WHEREAS, the City of Des Moines has applied to IDED and been awarded \$2,500,000 with the primary purpose of providing funding for infrastructure repair and construction to areas that meet defined eligibility criteria to benefit low and moderate income persons and families in the city of Des Moines in contract 08-DRI-205 for the purchase and installation of the original five (5) emergency generators; and

WHEREAS, after completion of detailed design, the estimate for the five emergency generators was revised to \$1.52 million, and staff is recommending submitting a grant amendment to IDED to add three (3) emergency storm water generators to the existing grant an estimate cost of \$1.1 million to fully utilize the approved grant funds. The three (3) additional emergency generator locations are at the 1813 2nd Avenue, 601 SW 5th Street, and 700 SW 7th Street pump stations, all of which are located in designated low to moderate income areas. The City will be responsible for all costs above the approved grant of \$2.5 million; and

WHEREAS, the City can fund any costs associated with the proposed emergency generators that would exceed the \$2,500,000 awarded under Contract 08-DRI-205.



Date May 24, 2010

NOW, THEREFORE, BE IT RESOLVED by the City Council of the City of Des Moines, Iowa, that the Mayor is authorized to execute and submit to IDED such documents that are necessary for a grant amendment to Contract 08-DRI-205 for three additional emergency generators.

(Council Letter Number 10-277 attached)

Moved by _____ to adopt.

FORM APPROVED: Kathleen Vanderpool
Deputy City Attorney

JEB

Table with 5 columns: COUNCIL ACTION, YEAS, NAYS, PASS, ABSENT. Rows include COWNIE, COLEMAN, GREISS, HENSLEY, MAHAFFEY, MEYER, MOORE, and TOTAL.

CERTIFICATE

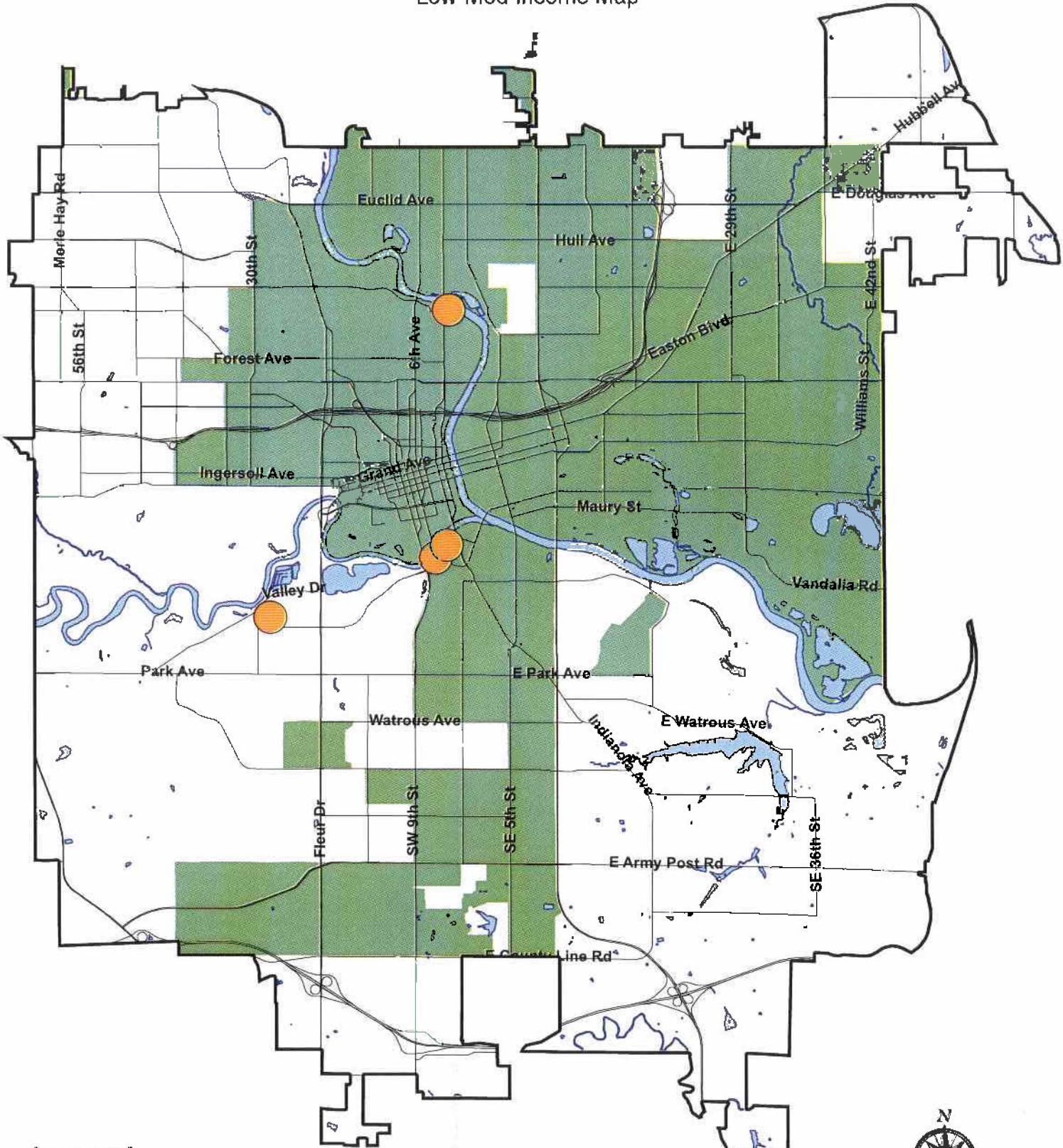
I, DIANE RAUH, City Clerk of said City hereby certify that at a meeting of the City Council of said City of Des Moines, held on the above date, among other proceedings the above was adopted.
IN WITNESS WHEREOF, I have hereunto set my hand and affixed my seal the day and year first above written.

MOTION CARRIED APPROVED
Mayor



City Clerk

City of Des Moines

Low-Mod Income Map



Legend

-  Low-Mod Area
-  Pump Stations



2nd & Franklin				
LMI Benefit Charts				Survey Tabulation Results
Project Activity	Total Persons Served	Total LMI Persons Served	LMI Benefit	
2nd & Franklin Pump Station Back up Power Generators	925	682	73.7%	Date of Survey: 2000 Census Description of Survey: Census
Beneficiary Race/Ethnicity Chart				A
Household Racial and Ethnicity Information				B
Racial/Ethnic Group	Number of Persons		C	
	Each Group	Hispanic Origin	D	
White	575	177	E	
Black/African American	195	10	F	
Asian	29	0	G	
Am. Indian/Alaskan	0	0	H	
Hawaiian/Pac. Islander	0	0	I	
Multi Racial	126	71	J	
Total Persons Served	925	258	K	

SW 5th & SW 7th				
LMI Benefit Charts				Survey Tabulation Results
Project Activity	Total Persons Served	Total LMI Persons Served	LMI Benefit	
SW 5th & SW 7th Pump Station Back-up Power Generators	2,532	1,273	50.3%	Date of Survey: 2000 Census Description of Survey: Census
Beneficiary Race/Ethnicity Chart				A
Household Racial and Ethnicity Information				B
Racial/Ethnic Group	Number of Persons		C	
	Each Group	Hispanic Origin	D	
White	2,100	54	E	
Black/African American	300	0	F	
Asian	12	0	G	
Am. Indian/Alaskan	0	0	H	
Hawaiian/Pac. Islander	42	8	I	
Multi-Racial	78	73	J	
Total Persons Served	2,532	135	K	

CONSTRUCTION ESTIMATE

DEPARTMENT OF ENGINEERING
CITY OF DES MOINES, IOWA

Activity ID: 08-2010-004
IDOT PROJ NO.: None
DATE: 5/7/10

PROJECT: PUMP STATION EMERGENCY POWER GENERATION - PHASE 2

NO.	DESCRIPTION	ESTIMATED UNITS			AMOUNT
		UNIT	TOTAL	UNIT PRICE	TOTAL
1	Traffic Control	LS	1.0	\$5,000.00	\$5,000.00
2	Mobilization	LS	1.0	\$77,046.52	\$77,046.52
3	Clearing and Grubbing	SF	24100.0	\$0.75	\$18,075.00
4	Demolition	LS	1.0	\$12,250.00	\$12,250.00
5	Excavation, Class 10	CY	126.0	\$30.00	\$3,780.00
6	Topsoil, Strip, Salvage and Spread	CY	200.0	\$20.00	\$4,000.00
7	Granular Surfacing	SY	225.0	\$20.00	\$4,500.00
8	Chain Link Fence, 96" Height	LF	750.0	\$40.00	\$30,000.00
9	Chain Link Fence Gate, 16' Wide	EA	7.0	\$5,000.00	\$35,000.00
10	Franklin 500kW Engine Generator	EA	1.0	\$138,534.20	\$138,534.20
11	Clark 750kw Engine Generator	EA	1.0	\$205,252.77	\$205,252.77
12	Indiana 500kW Engine Generator	EA	1.0	\$138,534.20	\$138,534.20
13	2nd & Birdland 750kW Engine Generator	EA	1.0	\$215,496.50	\$215,496.50
14	Oxford 150kW Engine Generator	EA	1.0	\$77,885.81	\$77,885.81
15	Engine Generator (Installation)	EA	5.0	\$40,000.00	\$200,000.00
16	Engine Generator Pad Type 1	EA	2.0	\$27,000.00	\$54,000.00
17	Engine Generator Pad Type 2	EA	3.0	\$15,000.00	\$45,000.00
18	Electrical	LS	1.0	\$120,000.00	\$120,000.00
19	Seeding - Levee Mix	SQ	151.0	\$20.00	\$3,020.00
20	Pipe Gate	LS	1.0	\$4,000.00	\$4,000.00
21	Silt Fence Placement	LF	1500.0	\$3.00	\$4,500.00
22	Silt Fence Removal	LF	1500.0	\$0.50	\$750.00
23	Construction Survey	LS	1.0	\$8,000.00	\$8,000.00
24	Driveway, 6" PCC	SY	1008.0	\$45.00	\$45,360.00
25	Drive Repair	SY	33.5	\$60.00	\$2,010.00
26	Temporary Engine Generator	Day	50.0	\$1,200.00	\$60,000.00
27	Bollard	EA	6.0	\$500.00	\$3,000.00
28	Large Project Sign-IDED	LS	1.0	\$1,605.00	\$1,605.00
29	Tree Protection Fencing	LF	300.0	\$3.00	\$900.00
30	Tree Protection	LS	1.0	\$2,500.00	\$2,500.00
TOTAL CONSTRUCTION COST					\$1,520,000.00

Prepared By: David Kamp

Checked By: _____